

Annual Report of the Institute for Peace and Social Justice 2024

Beneficiary Profile and Inclusion Analysis (2024)

Core Program Activities implemented in 2024

In 2024, the organization continued to expand its reach across diverse communities, ensuring inclusive access to its programs on democracy, human rights, federalism, and civic engagement. Understanding who we reach is central to measuring both equity and impact. This section presents an overview of participant demographics, including gender distribution, religious composition, and geographic representation.

The data reflects not only the scale of engagement but also the diversity of individuals participating in our initiatives. By systematically tracking beneficiary profiles, the organization aims to strengthen inclusive outreach strategies, promote equal access across regions and communities, and ensure that programming remains responsive to the needs of a broad and representative audience.

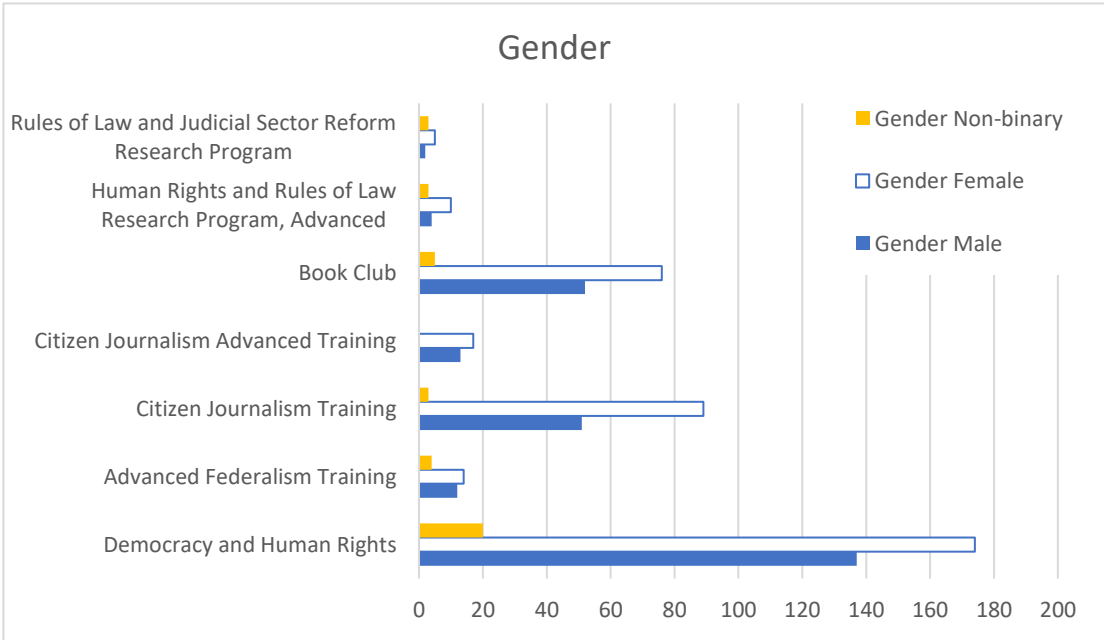


Figure 1 : Main Program Activities Implemented by IPSJ during 2024

In 2024, a total of 694 participants engaged across all program streams, demonstrating strong gender inclusion outcomes. Women represented approximately **55% of total beneficiaries**, men accounted for **39%**, and non-binary participants comprised **6%** overall. The *Citizen Journalism Training* program recorded the highest female participation rate at **62%**, followed by the *Book Club* (57%) and *Citizen Journalism Advanced Training* (57%). The largest program, *Democracy*

and Human Rights, maintained a balanced distribution with **53% female, 41% male, and 6% non-binary** participation. Notably, research-focused programs showed comparatively higher proportional representation of non-binary participants (up to **30%** in smaller cohorts), reflecting inclusive outreach practices. Overall, the data indicates sustained progress toward gender-equitable access across both large-scale and specialized initiatives.

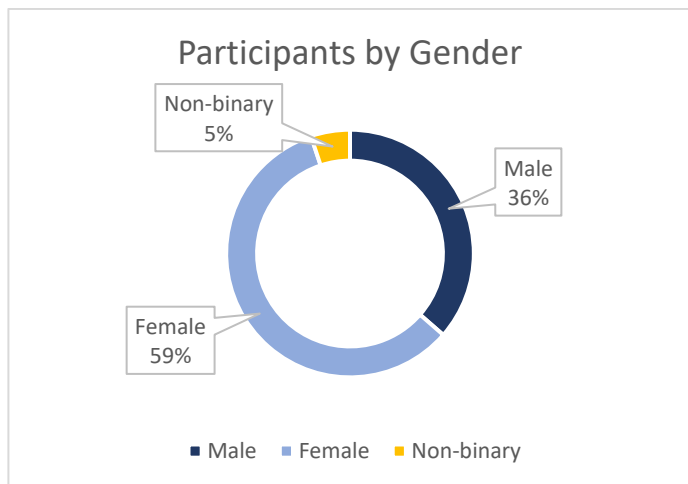


Figure 2(a) : Participant by Gender

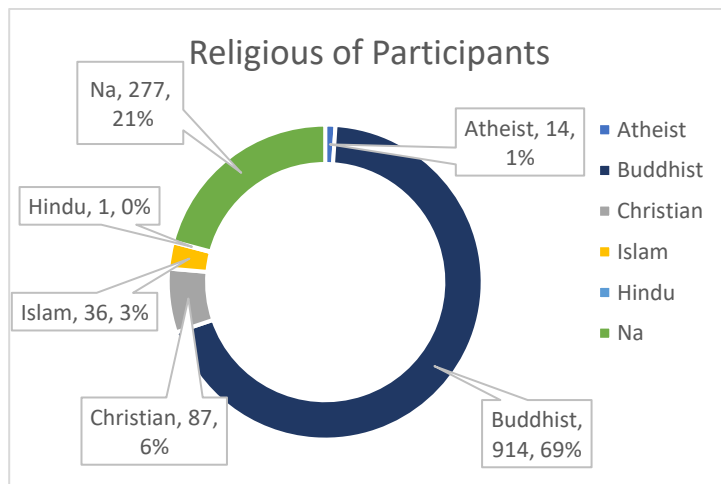


Figure 2(b) : Participant by Religious background

The overall gender distribution of participants in 2024 reflects sustained progress toward inclusive and gender-responsive programming. Women represented **59% of total beneficiaries**, forming the majority across all program streams. Men accounted for **36%** of participants, while **5%** identified as non-binary. This distribution demonstrates the organization’s continued commitment to expanding equitable access to civic education, human rights, and governance-related initiatives.

The strong female participation rate indicates effective outreach strategies targeting women and girls, particularly in traditionally male-dominated sectors such as governance, rule of law, and federalism discourse. At the same time, consistent male engagement suggests that programs remain inclusive and accessible across genders, contributing to balanced dialogue and collaborative learning environments.

Although non-binary participation represents a smaller proportion overall, the presence of non-binary participants across program activities reflects intentional efforts to foster diversity and create safe, inclusive spaces. Maintaining measurable participation from gender-diverse individuals signals meaningful progress toward broader inclusion objectives.

In 2024, participant representation reflected diverse religious backgrounds. The majority identified as Buddhist (**69%, 914 participants**), followed by Christian (**6%, 87 participants**) and Muslim (**3%, 36 participants**) communities. A small proportion identified as atheist (**1%, 14 participants**), while Hindu representation was minimal (less than 1%). Notably, **21% (277 participants)** chose not to disclose their religious affiliation.

Overall, the 2024 gender data confirms that gender equity considerations were systematically integrated into program design, participant recruitment, and implementation processes. The results demonstrate not only high female engagement but also a diverse beneficiary base aligned with the organization’s inclusion and equality commitments. The data indicates that program activities were accessible across faith groups, with participation broadly reflecting the national demographic context. The inclusion of minority groups and non-disclosing participants demonstrates a commitment to non-discrimination and inclusive civic engagement.

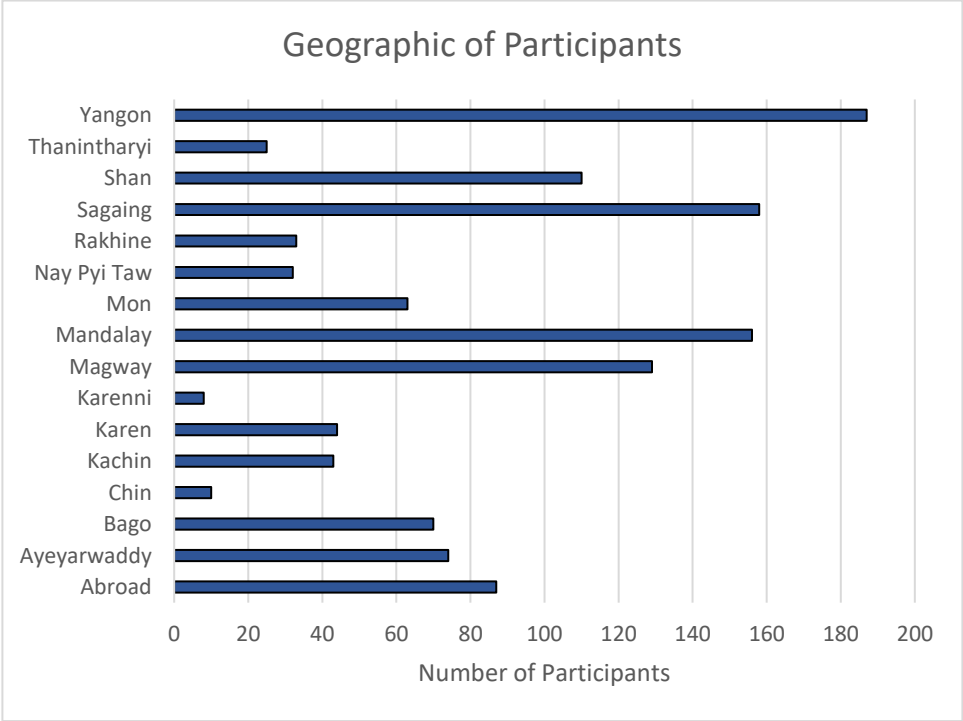


Figure 3: Geographic distribution of participants by State/Region

The 2024 geographic distribution of participants demonstrates broad nationwide reach, with particularly strong engagement from several key regions. Yangon recorded the highest number of participants, indicating sustained interest and accessibility in the country’s largest urban center. Mandalay and Sagaing also showed significantly high participation levels, reflecting strong regional engagement in upper Myanmar. Shan State similarly recorded substantial participation, suggesting meaningful outreach beyond major metropolitan areas.

Magway, Bago, and Ayeyarwady Regions demonstrated moderate to high levels of participation, indicating expanding interest in governance, human rights, and civic education programming across central Myanmar. Mon State also showed steady engagement, while participation from Karen and Kachin States was moderate, reflecting growing but comparatively smaller beneficiary bases.

Lower participation levels were observed in Thanintharyi, Rakhine, Nay Pyi Taw, Chin, and Karenni. These variations may reflect differences in accessibility, security conditions, digital connectivity, or outreach capacity. Notably, participation from individuals residing abroad also contributed meaningfully to overall engagement, highlighting cross-border interest and diaspora involvement.

Overall, the data suggests that interest in program themes—particularly democracy, human rights, federalism, and civic participation—is strongest in urban and politically active regions such as Yangon, Mandalay, Sagaing, and Shan. At the same time, measurable engagement across diverse states and regions demonstrates expanding geographic inclusivity. These findings indicate both a strong core audience base and opportunities for targeted outreach strategies in lower-participation regions to further enhance equitable national coverage.