

Annual Report of the Institute for Peace and Social Justice 2022

Beneficiary Profile and Inclusion Analysis (2022)

Core Program Activities Implemented in 2022

In 2022, the organization implemented a series of core program activities aimed at strengthening knowledge, skills, and civic engagement among participants. Key trainings conducted during the year included Research Methodology Training, Democracy and Human Rights Training, Legal Awareness Training, Cyber Security Training, Basic Citizen Journalism Training, and Advanced Citizen Journalism Training. These programs were designed to enhance participants’ understanding of democratic values, human rights, legal literacy, digital security, and responsible citizen journalism.

Through these trainings, participants were equipped with practical knowledge and skills that support informed civic participation and promote awareness of rights and responsibilities within their communities. The activities also aimed to build the capacity of individuals to critically analyze information, safely navigate digital spaces, and contribute to community-level awareness and advocacy initiatives. Overall, the 2022 program activities contributed to strengthening participants’ capacity and fostering inclusive participation in civic and democratic processes.

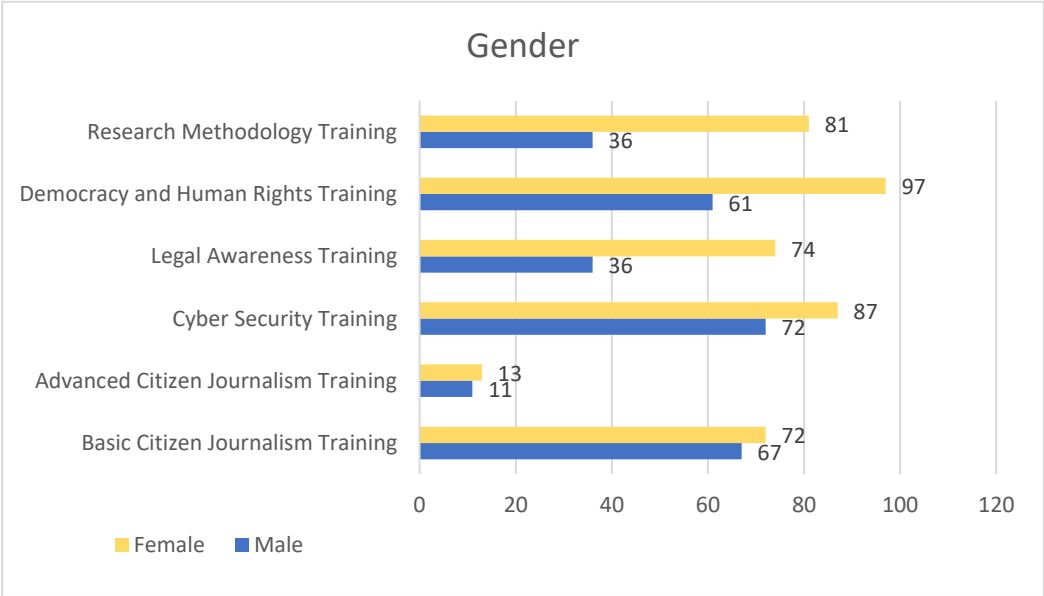


Figure 1 : Main Program Activities Implemented by IPSJ during 2022

The chart illustrates the gender distribution of participants across the program activities conducted in 2022. Overall, female participants constituted **58%** of the total participants, while male participants accounted for **42%**. This indicates a relatively strong participation of women in the program activities. The higher proportion of female participants reflects the program’s ability to promote inclusive participation and provide opportunities for women to engage in capacity-building activities. At the same time, the participation of male participants also remained significant, contributing to a balanced and diverse learning environment. Overall, the gender distribution demonstrates the program’s commitment to encouraging gender-inclusive engagement in training and civic education initiatives.

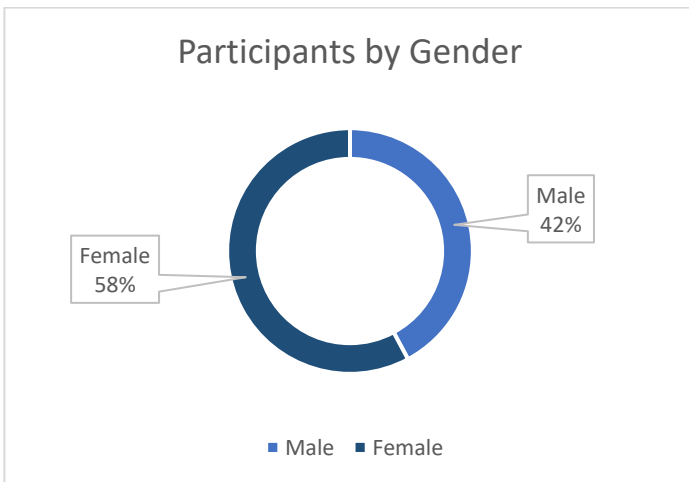


Figure 2(a) : Participant by Gender

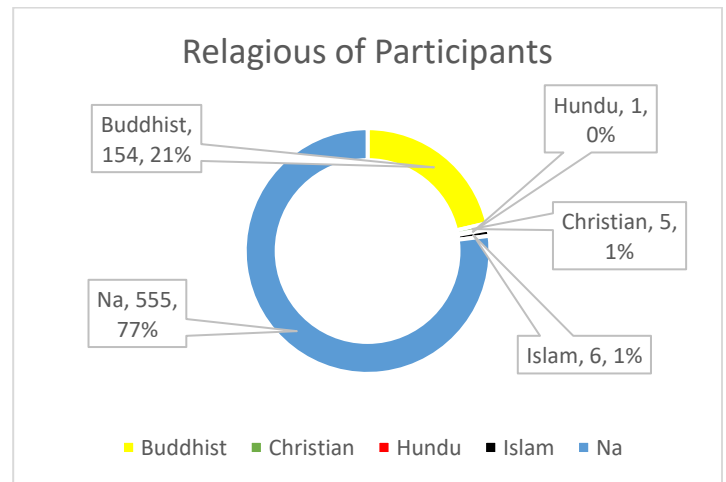


Figure 2(b) : Participant by Religious background

The chart presents the religious background of participants involved in the program activities. A large proportion of participants, **77% (555 participants)**, did not disclose or specify their religious affiliation (NA). Among those who identified their religion, **Buddhist participants accounted for 21% (154 participants)**, representing the largest identified religious group.

Other religious groups were represented in smaller numbers, including **Islam (6 participants, 1%)**, **Christianity (5 participants, 1%)**, and **Hinduism (1 participant, less than 1%)**.

Overall, the data indicates that participants came from diverse religious backgrounds, although the majority either did not report their religious affiliation or preferred not to disclose it. This reflects the program’s inclusive approach, welcoming participants from different backgrounds while respecting personal choices regarding the disclosure of religious identity.

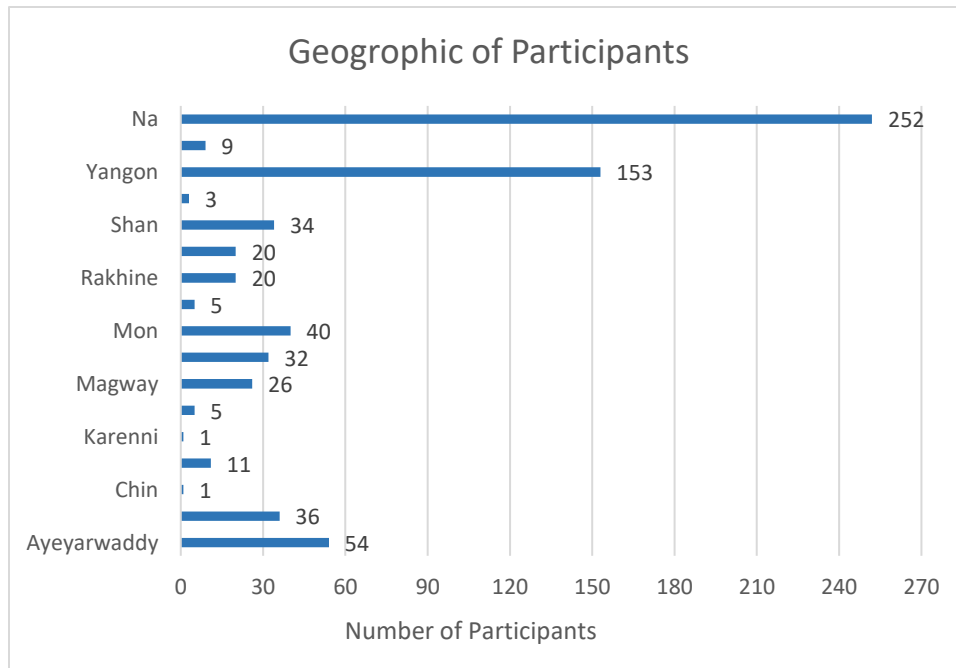


Figure 3: Geographic distribution of participants by State/Region

Geographic Distribution of Participants

The chart illustrates the geographic distribution of participants who took part in the program activities. According to the data, a total of 252 participants did not specify their geographic location (NA). Despite this, the available data still provides useful insights into the regions where participants showed greater engagement and interest in the program activities.

Among the identified locations, Yangon Region recorded the highest number of participants with 153, indicating a particularly strong level of interest and participation from this area. This may reflect Yangon’s relatively higher access to information networks, civil society activities, and communication channels, which can facilitate greater awareness and participation in training and capacity-building programs.

Following Yangon, Ayeyarwaddy Region recorded 54 participants, making it the second highest contributor. This suggests that participants from Ayeyarwaddy also demonstrated notable interest in the program topics. Mon State (40 participants) and Shan State (34 participants) also showed significant participation, indicating that individuals from these areas are actively engaging in learning opportunities related to civic education, legal awareness, and digital skills.

Meanwhile, Magway Region recorded 26 participants, while Rakhine State had 20 participants. Although the numbers are lower compared to Yangon and Ayeyarwaddy, these figures still indicate meaningful engagement from these regions. In contrast, participation from Karenni State (11 participants) and Chin State (1 participant) was relatively limited. This may be due to various factors such as geographic barriers, limited access to communication channels, or security and mobility challenges that affect participation.

Overall, the data suggests that Yangon, Ayeyarwaddy, Mon, and Shan are among the regions showing relatively higher levels of interest and participation in the program activities. These areas appear to have stronger engagement with the program themes and training opportunities. At the same time, the lower participation rates in some regions highlight potential opportunities for the program to expand outreach efforts and improve accessibility in underrepresented areas in the future.

The geographic spread of participants demonstrates that the program has been able to reach individuals from multiple regions across Myanmar, reflecting a broad level of interest in the training topics while also indicating areas where further engagement and outreach could be strengthened.